


TB42

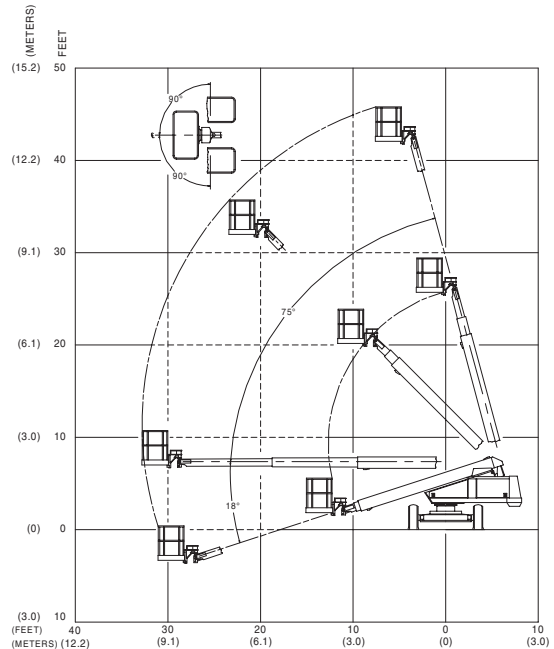
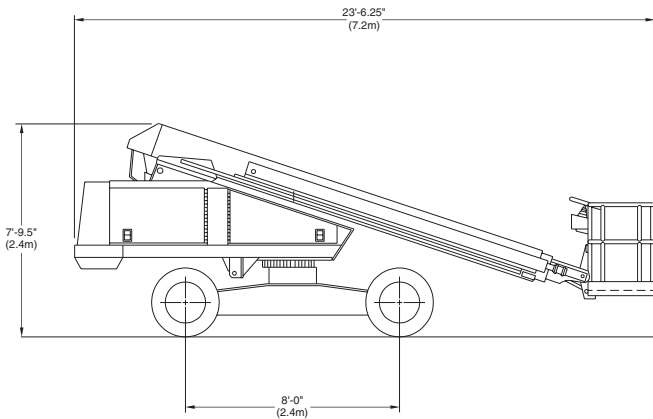


Straight Boom

Snorkel

www.snorkelusa.com

Snorkel TB42		
Platform	Machine Dimensions	Performance
Height.....42' (12.8 m)	Stowed Length.....23'6 1/4" (7.2 m)	Power Source.....Gas or Diesel
Size.....30" x 60" (76 cm x 152 cm)	Stowed Height.....7'9 1/2" (2.4 m)	Fuel Capacity.....20 gal (75.7 L)
Capacity.....500 lbs (227 kg)	Wheelbase.....8' (2.4 m)	Hydraulic Capacity.....25 gal (94.6 L)
Construction.....Steel	Width.....7'11 1/2" (2.4 m)	Drive Speed
	Ground Clearance.....10" (25 cm)	Elevated.....1 mph (1.6 km/h)
	Weight.....11,600 lbs (5,262 kg)	Stowed.....3 mph (4.8 km/h)
	Tire Size.....12" x 16 1/2" (30 cm x 42 cm)	Gradeability (Theoretical).....47%
		Horizontal Reach.....33' (10.1 m)



Standard Features

- 360 degree continuous turntable rotation
- Proportional drive, lift & swing
- Engine anti-restart
- Tie down lugs
- 180 degree hydraulic Platform rotation
- 12 volt emergency operated power
- Manual bleed down valve
- Four wheel drive
- Hydraulic oil level/temp gauges
- Driveable at full height
- Tilt alarm
- 125 volt GFCI AC outlet
- Aluminum upper booms
- Hour meter
- High engine temp/low oil pressure shut down
- Lifting lugs

Options

- Operator Horn
- Platform control box cover
- Flashing light on boom
- Swinging gate
- Sandblast protection kit
- Driving lights
- Dual Fuel
- Platform work lights
- Spark arrestor muffler
- Cold weather start kit
- AC Generator
- Two wheel drive opt. deduct
- Drive motion alarm
- Foam filled tires
- Tow kit
- Platform - 96" x 30" (243.8 x 76 Steel 500lb Capacity (227 kg)
- Platform - 96" x 30" (243.8 x 76 Alum. 500lb Capacity (227 kg)
- Platform - 60" x 30" (152 x 76 cm) Alum. 700lb Capacity (318 kg)**
- Platform - 96" x 30" (243.8 x 76 cm) Alum. 650lb Capacity (295 kg)**

** High cap. Opt. increases weight to 13,500 lbs

DANGER: Models described in this brochure are NON-INSULATED and do not provide electrocution protection from contact with or close proximity to energized conductors which is pointed out on decals and placards attached to the machine. Only qualified and trained operators are to be authorized to use and operate a work platform. Aerial work platforms must be elevated only on firm, level surface. Products in this brochure comply with applicable ANSI Standards. This literature is for illustrative purposes only. Consult Operating Maintenance and Parts Manuals for proper procedures. Specifications may vary and are subject to change without notice or obligation.

Manufacturing Plant
 2009 Roseport Road
 Elwood, Kansas 66024
 800-255-0317
 785-989-3000

Australia
 26 Redfern Road
 Wetheril Park NSW
 2164 Australia
 (02) 9725 4000